

DESCRIPTION: **Safety cutters**

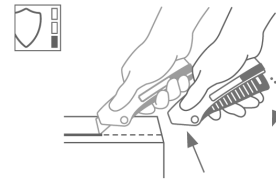
CODE: **M 7071 7000**

ENJOY SAFETY
MADE IN SOLINGEN

TECHNICAL DATA SHEET

SECUNORM MIZAR
NO. 125001

Safety technology



Automatic blade retraction – a high degree of safety

The SECUNORM MIZAR is equipped with automatic blade retraction: as soon as you release the lever, the blade disappears into the handle – and it stays there too. This provides a high degree of safety from cut injuries.



SQUEEZE-LEVER KNIFE WITH AUTOMATIC BLADE RETRACTION FOR ALL NORMAL CUTTING JOBS.

Order No. 125001.02

More leverage, more performance.

The slimline SECUNORM MIZAR is your gateway into our world of quality squeeze cutters. Instead of a slider, a lever is responsible for releasing the blade. Squeeze and cut. Thanks to a relatively large cutting depth, you can use this cutter to cut all common cutting materials. Efficiently. Its slender, no-fuss form, simultaneously allows a wide variety of cutting styles.

Ergonomically shaped

Right-handed? Left-handed? It makes no difference with the SECUNORM MIZAR. Its ergonomically designed, lockable squeeze grip comfortably fits all hands. Making cutting super easy. Regardless of the number of cuts you make per day.

Plastic with a content

A glass fibre content, to be precise. These fibres are what make the SECUNORM MIZAR super strong and super solid. The durability of this cutter is remarkable.

Easy blade change

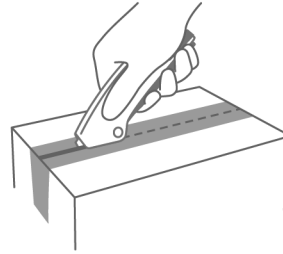
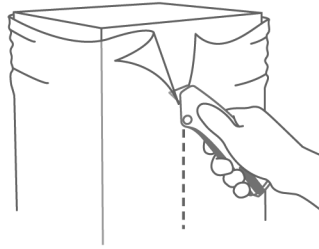
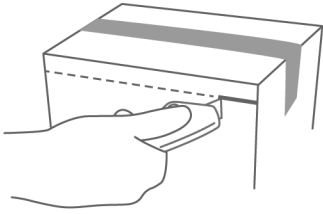
No tools are needed to change the blade. Two hands can do the job. Move the 3-in-1 activator to position „blade change“. Swing out the lever, flip the blade cover, replace the blade. Close the cover, store the lever, continue cutting!

Multipurpose locking function

The SECUNORM MIZAR 3-in-1 activator is unique. Slide it to lock and unlock your cutting tool. And when necessary, move it to position 3 to safely change or rotate the blade.












Double-sided blade

Before you need to change the quality blade, you have the chance to turn it over once. Usage time of the blade is doubled and fatigue is held at bay: with a simple flip of the blade, your product will cut like new.











PRODUCT FEATURES


Technical features

 High safety	 Tool-less blade change	 Abrasion resistant	 Very ergonomic
 Safety lock	 2-times usable blade	 Extended blade length	 Cutting depth
 For right and left hander	 Lanyard hole	 Printable for promotional purposes	

Main cutting materials

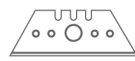
 Cardboard: up to 3-ply	 Wrapping, stretch, and shrink foil	 Plastic strapping band	 Tape
 Bagged goods	 Layers of foil or paper	 Yarn, cord	 Textile, material

Installed blade



NO. 5232
0.63 mm, deep-edged

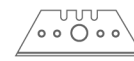
Optional blade



NO. 52
0.63 mm



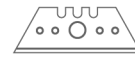
NO. 5233
0.63 mm, 1-sided ground-edge



NO. 610
0.63 mm, stainless



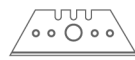
NO. 65232
0.63 mm, rounded blade tips, deep-edged



NO. 85232
0.63 mm, deep-edged, TiN coated



NO. 8852
0.63 mm, TiN coated

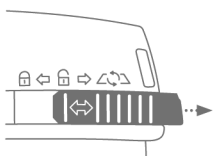


NO. 852
0.63 mm, stainless, TiN coated

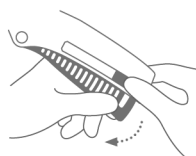


NO. 85233
0.63 mm, 1-sided ground-edge, TiN coated

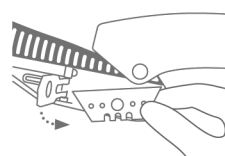
BLADE CHANGE




Move the 3-in-1 activator into its **rearmost position**.



Swing the lever completely **out of the handle** and flip open the blade cover.



Now you can either **rotate or replace** the blade. Re-close the blade cover.



Swing the lever **back into the handle** and set the 3-in-1 activator to either lock or unlock.



Safety poster



Training video



Technical data sheet



Consulting service

PRODUCT AND PACKAGING DETAILS

Order No.	NO. 125001.02	Packaging unit	1 in single unit box
Knife size (L x W x H)	139 x 15.6 x 50.5 mm	Size Single unit box	143 x 19 x 55 mm
Weight knife	59.0 g	Weight single unit box	74.0 g
Basic material	Glass fibre reinforced plastic	EAN Code single unit box	4002632920790
Extended blade length	22 mm	Quantity in outer pack	10 knives
Cutting depth	15 mm	Size outer pack	114 x 104 x 148 mm
		Weight outer pack	793.3 g
		EAN Code outer pack	4002632972119
		Customs tariff number	82119300

SAFETY CERTIFICATE

Date of issue	20.08.2012
Certification	GS certificate NO. S 60078487

Certificates and awards



SECURITY ADVICE

To ensure that you use your new MARTOR knife safely and most effectively, please read and note the following user-instructions. Please keep the written guide in a safe place so that you can access it at any time.

1. General application instructions: Please use the product carefully for cutting work only and not for any purposes other than those that are intended. Please take the correct handling and the proper use of the knives into account in this regard.

2. Special application instructions to avoid the danger of injuries: Only use knives that are in perfect condition and have sharp, clean and undamaged blades. employ the utmost care when handling the knives.

CAUTION: The blade is sharp and can result in serious and deep cuts. Therefore, never reach into the blade! To reduce the danger of injuries, hold the hand that is being used to restrain and stabilise the cutting base in such a manner that the restraining hand or even other body parts are not endangered in the event that the knife slips.

3. Replacement of spare parts: Replace any blades that become dull at the right time! Use only the replacement blades

available at MARTOR for this purpose. Dispose of old blades in a proper fashion. They should not be placed in a waste paper bin, as this poses a considerable danger of injuries. Never perform any repairs yourself. If the knife displays signs of aging or other wear, e.g. function problems when changing the blade or in the handling of the blade pushers, then it must be rejected and replaced with a new one. Any modifications or manipulations to the product are prohibited, as they impair the product safety. **CAUTION:** There is an extremely high danger of injuries here!

4. Non-use of the knife: Always secure the blade in such a way that injuries due to cuts are excluded. Store the knife in a secure place.

5. Care instructions: Always keep the knife clean and do not expose it to unnecessary humidity to safeguard a long service life.

CAUTION: No liability will be assumed for consequential losses. Subject to technical changes and errors! This knife does not belong in the hands of children!

BELT HOLSTER M
WITH CLIP
NO. 9921



What do you do with your cutting tools when you are not actually using them? The MARTOR BELT HOLSTER M is a robust holder that allows you to carry all midsize MARTOR cutters as well as our safety scissors at all times. In addition, the interior and exterior pockets are designed to allow you to load different tools: for example you can carry an extra cutter, a pen and a pack of blades. The MARTOR BELT HOLSTER is the ideal place to stow your tools safely when moving from A to B - and have them at hand, as soon as they are required.

USED BLADE
CONTAINER
NO. 9810



You can fill the USED BLADE CONTAINER with the content of your SAFEBOX. Or directly with your used blades. When the box is full, turn the lid until it shuts. Now the box cannot be reopened. The next step is to safely and completely dispose of the filled USED BLADE CONTAINER.

WALL MOUNT BRACKET
USED BLADE
CONTAINER
NO. 9845



Include it in your order now! With this mounting bracket you can fix your USED BLADE CONTAINER to a central location. Use the clamp and screws and nuts supplied with the product to attach it to either a pipe or a rod.

SAFEBOX
NO. 108000



The SAFEBOX is large enough to store a large number of used blades safely. And at the same time, it is compact enough to carry with you. The two slits are not only used for filling, but also to „shorten“ your snap-off blades. When your SAFEBOX is full, empty it into your USED BLADE CONTAINER.
